

NewsLine

Volume 50, Number 10

October 2020

Colquitt EMC's 84th Annual Meeting



Drive-Thru Meeting of Members

November 3 • 9am - 1pm
Spence Field, Moultrie

Stop 1: Registration Election Results

Important Reminder: Bring your registration/acknowledgement card you received by mail.

Stop 2: Pick up Meals/Door Prize

Attendees will receive an annual meeting booklet.

LUNCH RESERVATION FORM FOR COLQUITT EMC'S 84th ANNUAL MEETING TUESDAY, NOVEMBER 3, 2020



**Please reserve
your meals by
October 20th**

**Drive-Thru: 9 A.M. - 1 P.M.
Expo Site, Spence Field in Moultrie**

**Limit
3
meals
per member**

Name _____

Address _____

Account # _____

Member's Signature _____

Including myself, you may plan on _____ person(s) for lunch.

Deadline for drive-thru lunch reservations is October 20, 2020.

Congratulations to our winning teachers!




**BRIGHT
IDEAS**



Earlier this year the cooperative invited teachers to submit grant proposals for up to \$1,000 each for creative lesson plans. Fourteen teachers were awarded grants within Colquitt EMC's service area. Funding for the grants is made possible through Georgia legislation that allows unclaimed capital credits to be used for education in the communities served by EMC's.



Traci Sellers
Berrien Elementary




Michelle Epps
Berrien Primary



Pamela Hubert
Brooks County High



Julie Love
Clyattville Elementary




Tisha Griner
Community Christian
Academy



Jessi Beale
Cook High



Kim Greene
GEAR Gifted Center



Rita Wills
GEAR Gifted Center




Kyndall Butler
Hamilton Elementary



Amy Hardigree
Hamilton Elementary



Michelle Horne
Hamilton Elementary



David Marchant
G.O. Bailey Elementary



Joy Cowart
Lowndes High



Courtney Hembree
Sunset Elementary




Does Your Attic Insulation Measure Up?

Did you know that 9 out of 10 homes in the U.S. are under-insulated*? Sealing air leaks around your home and adding insulation can help you be more comfortable can save up to 11% on your home's energy bills. The attic is where you can often find the greatest opportunities to increase energy efficiency. Do you know how your attic's insulation level measures up? This heating season, take the first step by measuring your attic's insulation, so you can "Rule Your Attic!"

Get expert tips and resources from the U.S. Environmental Protection Agency's ENERGY STAR program, to help you check your attic's insulation level and take actions to enjoy a more comfortable, energy-efficient home.

Visit www.energystar.gov/ruleyourattic for links to expert advice and videos on how to check your attic insulation level. If you find low insulation levels, go to www.energystar.gov/sealandinsulate for do-it-yourself tips and suggestions for working with a contractor. You can even get personalized advice from EPA experts by sending pictures, videos, or questions to insulation@energystar.gov. Why waste heat and money this winter? Rule Your Attic today!

*Compared to 2006 IECC standards, Source: Boston University and NAIMA



* Recommended Dept. of Energy attic insulation levels for commonly used fiberglass, mineral wool, and cellulose insulation assuming about R-3 per inch.

** Standard joists are sold as 2" x 8" but usually measure closer to 1.5" x 7.5"

Local. Dependable. Serving **YOU.**

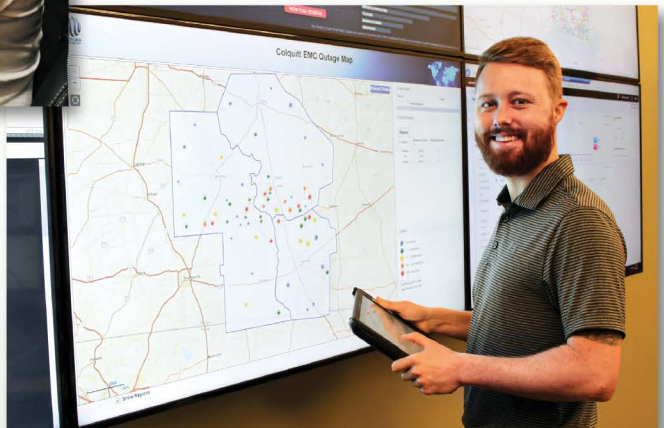
October is National Co-Op Month

Colquitt EMC's goal has always been to provide the best possible service at the lowest possible cost to you, our members. October is National Co-Op Month. Throughout this month, we will be highlighting all the **ways that we keep you connected...when it matters most!**



Left: Our Customer Service Representatives across our 6 offices are committed to keeping you connected by providing quality service for our members.

Right: Our IT Department keeps you connected by providing the cooperative and our members innovative technology, such as our mobile app and our outage map.



Below: Our Linemen and Right of Way crews maintain over 9,000 miles of power lines to keep your home or business energized and connected!





Recipes of the Month



Pumpkin Spice Bread

Serves: 24

INGREDIENTS

2 cups canned pumpkin
3 cups sugar
1 cup water
1 cup vegetable oil
4 eggs
3 1/3 cups all-purpose flour
2 teaspoons baking soda
2 teaspoons cinnamon
1 teaspoon salt
1 teaspoon baking powder
1/2 teaspoon nutmeg
3/4 teaspoon ground cloves

DIRECTIONS

Heat oven to 350. In a large mixing bowl, combine pumpkin, sugar, water, vegetable oil and eggs. Beat until well mixed. Measure the flour, baking soda, cinnamon, salt, baking powder, nutmeg and cloves into a separate bowl and stir until combined. Slowly add the dry ingredients to the pumpkin mixture, beating until smooth. Grease two 9 x 5 inch loaf pans and dust with flour. Evenly divide the batter between the two pans. Bake for 60-70 minutes or until a toothpick inserted in center comes out clean. Cool for 10-15 minutes, then remove from pans by inverting onto a rack and tapping the bottoms. Slice and serve plain, buttered, or with cream cheese.

✂
(Cut Here)



Fall Harvest Oatmeal Raisin Cookies

Yield: 3 Dozen

INGREDIENTS

1 cup butter, softened
1 cup brown sugar, packed
1/3 cup granulated sugar
2 large eggs
1 1/2 teaspoons vanilla extract
1 1/2 teaspoons pumpkin pie spice
1 teaspoon baking soda
1 1/2 cups all-purpose flour
2 1/2 cups quick-cooking oatmeal (Not instant)
1 cup golden raisin
1 (10 ounce) package cinnamon baking chips

DIRECTIONS

Preheat oven to 350°. In a large bowl, cream together butter and both brown and granulated sugar. Add both eggs, vanilla extract and pie spice and mix well. Add baking soda, flour, oatmeal, raisins and cinnamon chips and mix well (by hand is best). You can either roll dough into approx. 2 inch balls or use the drop method onto cookie sheets lined with parchment paper. Bake 9-12 minutes. Cool for a minute and remove to wire racks to cool completely.